

The Role of Private Nonprofit Higher Education

Stephanie Giesecke
National Association of Independent Colleges and Universities

Jenny Smulson
Association of Jesuit Colleges and Universities

In Partnership with:



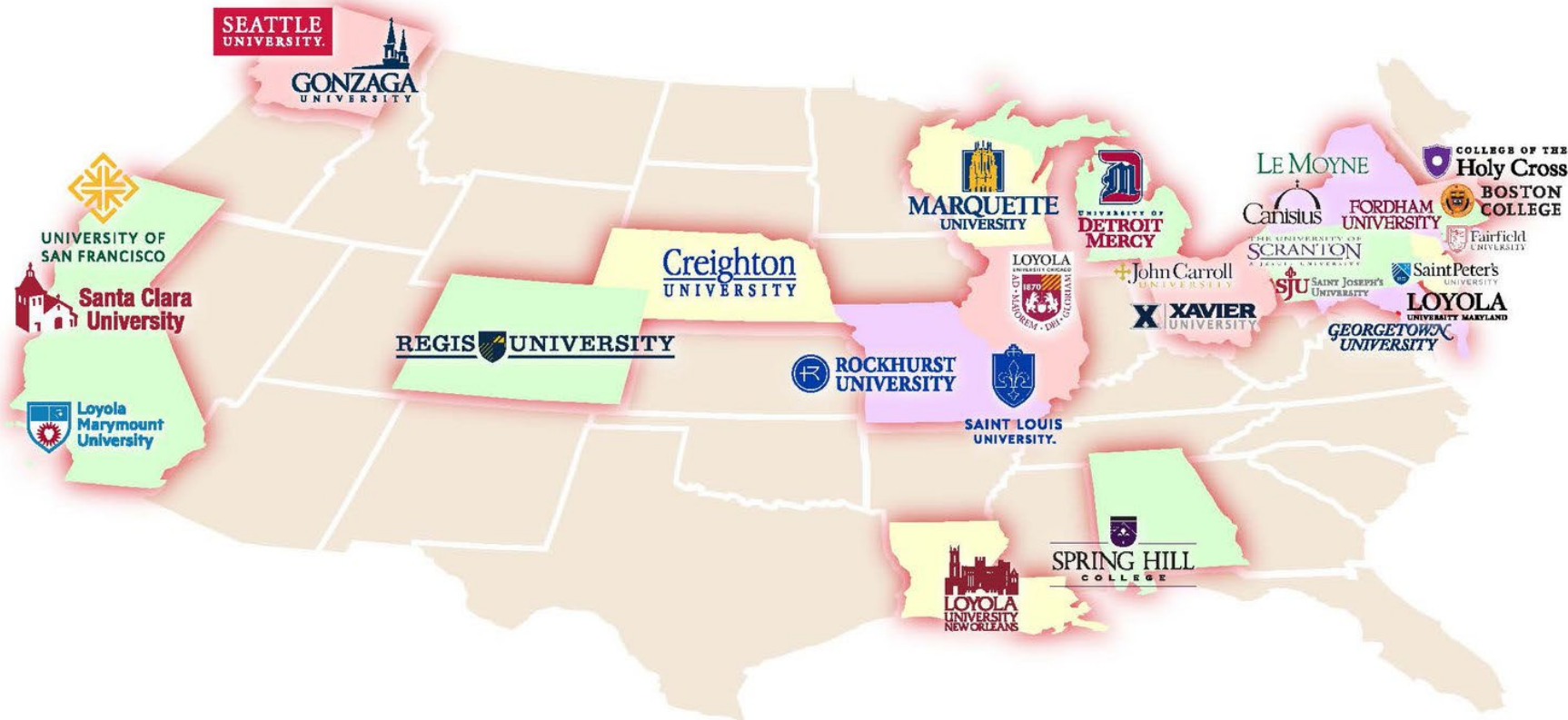


NAICU


- Over 1,000 member college and university presidents
 - Broad diversity of member institutions
 - 47 states + DC and PR
 - 40 state associations
 - Colleges in 395 congressional districts
-
- Student Aid funding and policy
 - Tax policy
 - Regulations

ASSOCIATION of JESUIT COLLEGES & UNIVERSITIES

AJCU



Jesuit higher education: Integrating a commitment to scholarship, faith, and social justice



**WE ARE #JESUITEDUCATED
WE STAND FOR #DACAHOPE**

ASSOCIATION OF JESUIT COLLEGES & UNIVERSITIES
IGNATIUS SOLIDARITY NETWORK
IHS

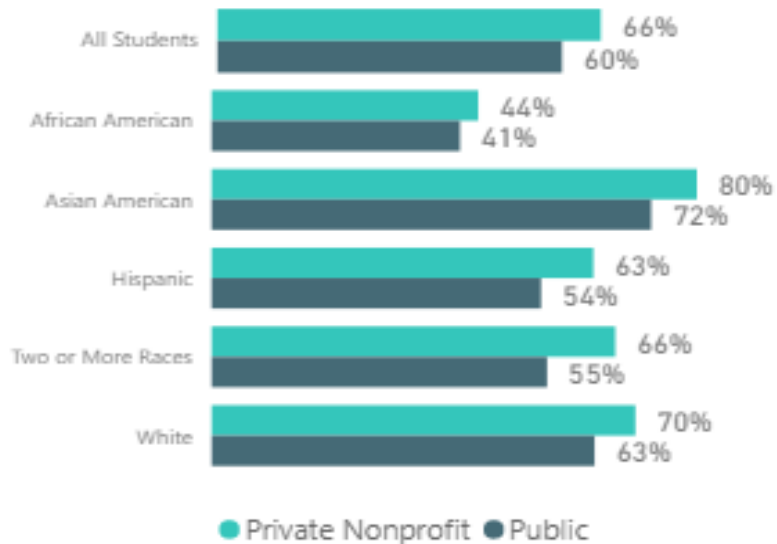
Private College Profile: “Mythbusters”

- ▶ 1,700 diverse institutions
- ▶ +5 million students
 - ▶ 26% of all undergraduate students
 - ▶ 43% of all graduate students
- ▶ Half of all undergraduates have an annual household income of \$50,000 or less
- ▶ About the same proportion of Pell Grant recipients as Public 4-year colleges
 - ▶ 38% at privates
 - ▶ 40% at 4-year publics
- ▶ Same range of median student loan debt
 - ▶ \$32,000 at privates
 - ▶ \$27,000 at 4-year publics
- ▶ 75% of financial aid to students is institutional aid = \$37.6 billion

Private College Outcomes

Private nonprofit colleges have the highest graduation rates.

6-Year Graduation Rates for Students Beginning in 2011
4-Year Colleges



6-Year Graduation Rates for Students with Financial Need
(Pell Grant Recipients Beginning in 2011)
4-Year Colleges



Students graduate quicker from private nonprofit colleges. Faster entry into the workforce can result in substantial savings.

Private Nonprofit College		
Graduate in 4 Years		
Net Price	Lost Income While in School	Total Cost
\$99,320	\$0	\$99,320
Public College		
Graduate in 5 Years		
Net Price	Lost Income While in School	Total Cost
\$68,690	\$50,253	\$118,943
Graduate in 6 Years		
Net Price	Lost Income While in School	Total Cost
\$83,570	\$100,506	\$184,076

Jesuit Colleges and Universities: Investments and Outcomes

\$2.7 Billion



Total
Institutional Student
Aid Awarded 2017-18

\$25K

Average amount of
institutional aid awarded
per student

Average 6-Year Graduation Rates



*At all 4-year institutions

Partnership: Critical Role of Need Based State Aid for Students

Need-Based Grant Aid for Students =

- ▶ Access, completion, and success
- ▶ Choice of best fit college
- ▶ Higher retention rates
- ▶ Less borrowing

Federal State Student Grant Aid =

- ▶ Integral part in creation of HEA: federal, state, institution, and family contribution
- ▶ Treats students at private colleges equitably
- ▶ Partnership with NASSGAP to protect SSIG/LEAP for decades

Free Public College (Federal and State) =

- ▶ Ignores the role of private nonprofits in the higher education ecosystem
- ▶ Shortsighted in not recognizing the value to the student of diversity that is higher education in the U.S.

Pandemic Impact on the Partnership: CARES Act and Beyond

- ▶ CARES Act shows Congress recognizes importance of private college sector
- ▶ Private colleges and students equitably included in CARES Act funding
- ▶ Private colleges had quick, agile response to protecting and educating students
- ▶ Private colleges distributed funds to students quickly

- ▶ Lesson from CARES needs to apply to next policy discussions:
 - ▶ State grants to students must be protected.
 - ▶ Postsecondary education will be critical to reigniting our economy and communities.
 - ▶ Including private colleges is part of the solution.

WE WOULD LOVE TO CONNECT

- ▶ Stephanie Giesecke
NAICU
Stephanie@naicu.edu

- ▶ Jenny Smulson
AJCU
jmulson@ajcunet.edu